

# MUNICIPIO DE TOLIMÁN QUERETARO

## Estado Analítico de Ingresos Presupuestales

Al 31/mar./2024




Fecha y 02/may./2024

hora de Impresión 02:25 p. m.

Rep: rptEstadoPresupuestoIngresos

| Fuente de Ingresos                           | Ley de Ingresos Estimada | Ampliaciones / (Reducciones) | Ley de Ingresos Modificada | Ingresos Devengados | Ingresos Recaudados | Devengado Por Recaudar | Avance de Recaudación (Recaudación / Estimación) |
|--|--------------------------|------------------------------|----------------------------|---------------------|---------------------|------------------------|--|
| <b>12 Impuestos sobre el patrimonio</b>      | \$3,036,804.00           | \$0.00                       | \$3,036,804.00             | \$2,462,678.15      | \$2,462,678.15      | \$0.00                 | 81.09 %  |
| IMPUESTO PREDIAL                             | \$2,415,399.00           | \$0.00                       | \$2,415,399.00             | \$2,005,749.13      | \$2,005,749.13      | \$0.00                 | 83.04 %  |
| PREDIO URBANO EDIFICADO                      | \$1,620,869.11           | \$0.00                       | \$1,620,869.11             | \$1,836,949.93      | \$1,836,949.93      | \$0.00                 | 113.33 %   |
| PREDIO RUSTICO                               | \$634,223.49             | \$0.00                       | \$634,223.49               | \$568,263.39        | \$568,263.39        | \$0.00                 | 89.59 %  |
| REZAGO URBANO EDIFICADO AÑO ACTUAL           | \$138,056.93             | \$0.00                       | \$138,056.93               | \$1,415.19          | \$1,415.19          | \$0.00                 | 1.02 %   |
| REZAGO RURAL AÑO ACTUAL                      | \$20,446.63              | \$0.00                       | \$20,446.63                | \$505.74            | \$505.74            | \$0.00                 | 2.47 %   |
| ACTUALIZACION PREDIAL URBANO                 | \$1,544.51               | \$0.00                       | \$1,544.51                 | \$0.00              | \$0.00              | \$0.00                 | 0.00 %   |
| ACTUALIZACION PREDIAL RURAL                  | \$258.33                 | \$0.00                       | \$258.33                   | \$0.00              | \$0.00              | \$0.00                 | 0.00 %   |
| DESCUENTO POR PRONTO PAGO IMPUESTO PREDIAL   | \$0.00                   | \$0.00                       | \$0.00                     | -\$335,488.32       | -\$335,488.32       | \$0.00                 | 0.00 %   |
| DESCUENTO POR PRONTO PAGO IMPUESTO PREDIAL   | \$0.00                   | \$0.00                       | \$0.00                     | -\$65,896.80        | -\$65,896.80        | \$0.00                 | 0.00 %   |
| IMPUESTO TRASLADO DE DOMINIO                 | \$617,860.00             | \$0.00                       | \$617,860.00               | \$448,756.94        | \$448,756.94        | \$0.00                 | 72.63 %  |
| IMPUESTO TRASLADO DE DOMINIO                 | \$617,860.00             | \$0.00                       | \$617,860.00               | \$448,756.94        | \$448,756.94        | \$0.00                 | 72.63 %  |
| IMPUESTO SOBRE FRACCIONAMIENTO, CONDOMINIOS, | \$3,545.00               | \$0.00                       | \$3,545.00                 | \$8,172.08          | \$8,172.08          | \$0.00                 | 230.52 %   |
| IMPUESTO DE SUBDIVISION                      | \$3,545.00               | \$0.00                       | \$3,545.00                 | \$8,172.08          | \$8,172.08          | \$0.00                 | 230.52 %   |
| <b>17 Accesorios de Impuestos</b>            | \$288,624.00             | \$0.00                       | \$288,624.00               | \$225,827.46        | \$225,827.46        | \$0.00                 | 78.24 %  |
| ACCESORIOS DE IMPUESTOS                      | \$67,207.87              | \$0.00                       | \$67,207.87                | \$77,307.26         | \$77,307.26         | \$0.00                 | 115.02 %   |
| RECARGOS                                     | \$67,207.87              | \$0.00                       | \$67,207.87                | \$77,307.26         | \$77,307.26         | \$0.00                 | 115.02 %   |
| RECARGOS PREDIAL AÑOS ANTERIORES             | \$50,971.38              | \$0.00                       | \$50,971.38                | \$38,901.92         | \$38,901.92         | \$0.00                 | 76.32 %  |
| RECARGOS PREDIAL AÑO ACTUAL                  | \$1,970.33               | \$0.00                       | \$1,970.33                 | \$13.78             | \$13.78             | \$0.00                 | 0.69 %   |
| RECARGOS IMPUESTOS Y DERECHOS                | \$14,266.16              | \$0.00                       | \$14,266.16                | \$38,391.56         | \$38,391.56         | \$0.00                 | 269.10 %   |
| MULTAS                                       | \$154,612.99             | \$0.00                       | \$154,612.99               | \$148,105.40        | \$148,105.40        | \$0.00                 | 95.79 %  |
| MULTAS                                       | \$154,612.99             | \$0.00                       | \$154,612.99               | \$148,105.40        | \$148,105.40        | \$0.00                 | 95.79 %  |
| MULTAS PREDIAL RURAL AÑOS ANTERIORES         | \$35,954.92              | \$0.00                       | \$35,954.92                | \$44,721.29         | \$44,721.29         | \$0.00                 | 124.38 %   |
| MULTA PREDIAL URBANO AÑOS ANTERIORES         | \$99,518.92              | \$0.00                       | \$99,518.92                | \$103,340.56        | \$103,340.56        | \$0.00                 | 103.84 %   |
| MULTA PREDIAL RURAL AÑO ACTUAL               | \$3,790.55               | \$0.00                       | \$3,790.55                 | \$24.01             | \$24.01             | \$0.00                 | 0.63 %   |
| MULTA PREDIAL URBANO AÑO ACTUAL              | \$15,348.60              | \$0.00                       | \$15,348.60                | \$19.54             | \$19.54             | \$0.00                 | 0.12 %   |
| GASTOS DE EJECUCION                          | \$66,803.14              | \$0.00                       | \$66,803.14                | \$414.80            | \$414.80            | \$0.00                 | 0.62 %   |
| GASTOS DE EJECUCION                          | \$66,803.14              | \$0.00                       | \$66,803.14                | \$414.80            | \$414.80            | \$0.00                 | 0.62 %   |
| GTOS.EJEC. PREDIAL RURAL AÑOS ANTERIORES     | \$21,021.16              | \$0.00                       | \$21,021.16                | \$0.00              | \$0.00              | \$0.00                 | 0.00 %   |
| GTOS DE EJEC. PREDIAL URBANO AÑOS ANTERIORE  | \$25,674.47              | \$0.00                       | \$25,674.47                | \$414.80            | \$414.80            | \$0.00                 | 1.61 %   |
| GTOS DE EJEC. PREDIAL RURAL AÑO ACTUAL       | \$9,800.97               | \$0.00                       | \$9,800.97                 | \$0.00              | \$0.00              | \$0.00                 | 0.00 %   |
| GTOS DE EJEC. PREDIAL URBANO AÑO ACTUAL      | \$10,306.54              | \$0.00                       | \$10,306.54                | \$0.00              | \$0.00              | \$0.00                 | 0.00 %   |
| <b>18 Otros Impuestos</b>                    | \$1,392,380.00           | \$0.00                       | \$1,392,380.00             | \$909,403.39        | \$909,403.39        | \$0.00                 | 65.31 %  |



# MUNICIPIO DE TOLIMÁN QUERETARO

## Estado Analítico de Ingresos Presupuestales

Al 31/mar./2024




Fecha y 02/may./2024

hora de Impresión 02:25 p. m.

Rep: rptEstadoPresupuestoIngresos

| Fuente de Ingresos  | Ley de Ingresos Estimada | Ampliaciones / (Reducciones) | Ley de Ingresos Modificada | Ingresos Devengados | Ingresos Recaudados | Devengado Por Recaudar | Avance de Recaudación (Recaudación / Estimación) |
|---|--------------------------|------------------------------|----------------------------|---------------------|---------------------|------------------------|--|
| IMPUESTO PARA EDUCACION Y OBRAS PUBLICAS MUN  | \$1,392,380.00           | \$0.00                       | \$1,392,380.00             | \$909,403.39        | \$909,403.39        | \$0.00                 | 65.31 %  |
| '25% ADICIONAL IMPUESTOS Y DERECHOS   | \$722,804.63             | \$0.00                       | \$722,804.63               | \$329,565.38        | \$329,565.38        | \$0.00                 | 45.59 %  |
| '25% ADICIONAL PREDIAL URBANO   | \$529,258.92             | \$0.00                       | \$529,258.92               | \$439,153.93        | \$439,153.93        | \$0.00                 | 82.97 %  |
| '25% ADICIONAL PREDIAL RURAL  | \$34,514.23              | \$0.00                       | \$34,514.23                | \$0.00              | \$0.00              | \$0.00                 | 0.00 %   |
| '25% ADICIONAL SUPERVISION FISM   | \$87,374.82              | \$0.00                       | \$87,374.82                | \$0.00              | \$0.00              | \$0.00                 | 0.00 %   |
| '25% ADICIONAL SUPERVISION FISE   | \$14,117.46              | \$0.00                       | \$14,117.46                | \$1,304.15          | \$1,304.15          | \$0.00                 | 9.23 %   |
| '25% ADICIONAL SUPERVISION FAFEF  | \$4,309.94               | \$0.00                       | \$4,309.94                 | \$0.00              | \$0.00              | \$0.00                 | 0.00 %   |
| '25% ADICIONAL SUPERVISION GEQ  | \$0.00                   | \$0.00                       | \$0.00                     | \$139,379.93        | \$139,379.93        | \$0.00                 | 0.00 %   |
| <b>19 Impuestos no Comprendidos en la Ley de Ingresos Vigente</b>                           | \$476,960.00             | \$0.00                       | \$476,960.00               | \$343,901.79        | \$343,901.79        | \$0.00                 | 72.10 %  |
| IMPUESTOS NO COMPRENDIDOS EN LA LEY DE INGRESOS   | \$476,960.00             | \$0.00                       | \$476,960.00               | \$343,901.79        | \$343,901.79        | \$0.00                 | 72.10 %  |
| REZAGO URBANO EDIFICADO AÑOS ANTERIORES   | \$293,108.92             | \$0.00                       | \$293,108.92               | \$253,732.67        | \$253,732.67        | \$0.00                 | 86.56 %  |
| REZAGO RURAL AÑOS ANTERIORES  | \$121,275.10             | \$0.00                       | \$121,275.10               | \$54,616.02         | \$54,616.02         | \$0.00                 | 45.03 %  |
| ACTUALIZACION REZAGO URBANO EDIFICADO AÑOS ANTERIORES                                       | \$52,007.52              | \$0.00                       | \$52,007.52                | \$31,951.30         | \$31,951.30         | \$0.00                 | 61.43 %  |
| ACTUALIZACION REZAGO RURAL AÑOS ANTERIORES  | \$10,568.46              | \$0.00                       | \$10,568.46                | \$3,601.80          | \$3,601.80          | \$0.00                 | 34.08 %  |
| <b>41 Derechos por el uso, goce, aprovechamiento o explotación</b>                          | \$87,122.00              | \$0.00                       | \$87,122.00                | \$13,212.00         | \$13,212.00         | \$0.00                 | 15.16 %  |
| DERECHOS POR EL USO, GOCE, APROVECHAMIENTO O EXPLOTACIÓN                                    | \$87,122.00              | \$0.00                       | \$87,122.00                | \$13,212.00         | \$13,212.00         | \$0.00                 | 15.16 %  |
| USO DE LA VIA PÚBLICA   | \$14,911.21              | \$0.00                       | \$14,911.21                | \$0.00              | \$0.00              | \$0.00                 | 0.00 %   |
| USO Y EXPLOTACIÓN BIENES DEL DOMINIO PÚBLICO  | \$55,730.21              | \$0.00                       | \$55,730.21                | \$0.00              | \$0.00              | \$0.00                 | 0.00 %   |
| PISO DE MERCADO   | \$16,480.58              | \$0.00                       | \$16,480.58                | \$13,212.00         | \$13,212.00         | \$0.00                 | 80.16 %  |
| <b>43 Derechos por prestación de servicios</b>  | \$2,557,998.00           | \$0.00                       | \$2,557,998.00             | \$854,693.70        | \$854,693.70        | \$0.00                 | 33.41 %  |
| POR LOS SERVICIOS PRESTADOS RELACIONADOS CON EMPADRONAMIENTO O REFRENDO                     | \$211,554.00             | \$0.00                       | \$211,554.00               | \$402,415.60        | \$402,415.60        | \$0.00                 | 190.21 %   |
| OTROS DERECHOS TESORERIA  | \$210,071.38             | \$0.00                       | \$210,071.38               | \$360,640.59        | \$360,640.59        | \$0.00                 | 171.67 %   |
| VERIFICACIONES O INSPECCIONES   | \$1,482.62               | \$0.00                       | \$1,482.62                 | \$0.00              | \$0.00              | \$0.00                 | 0.00 %   |
| VERIFICACIONES O INSPECCIONES   | \$0.00                   | \$0.00                       | \$0.00                     | \$41,775.01         | \$41,775.01         | \$0.00                 | 0.00 %   |
| POR LOS SERVICIOS PRESTADOS POR DIVERSOS CONCEPTOS  | \$450,242.00             | \$0.00                       | \$450,242.00               | \$27,298.01         | \$27,298.01         | \$0.00                 | 6.06 %   |
| LICENCIA DE CONSTRUCCIÓN  | \$11,884.77              | \$0.00                       | \$11,884.77                | \$3,353.09          | \$3,353.09          | \$0.00                 | 28.21 %  |
| POR LICENCIA DE CONST. DE BARDAS, TAPIALES Y DE ALINEAMIENTO, NOMENCLATURA Y NÚMERO OFICIAL | \$0.00                   | \$0.00                       | \$0.00                     | \$1,024.00          | \$1,024.00          | \$0.00                 | 0.00 %   |
| ALINEAMIENTO, NOMENCLATURA Y NÚMERO OFICIAL   | \$190.96                 | \$0.00                       | \$190.96                   | \$3,788.40          | \$3,788.40          | \$0.00                 | 1,983.87 %                                       |
| DERECHO FUSION, SUBDIVISION O LOTIFICACION DE I   | \$9,094.42               | \$0.00                       | \$9,094.42                 | \$3,863.68          | \$3,863.68          | \$0.00                 | 42.48 %  |
| RUPTURA Y REPARACION X CUALQUIER CONCEPTO   | \$4,783.88               | \$0.00                       | \$4,783.88                 | \$3,114.95          | \$3,114.95          | \$0.00                 | 65.11 %  |
| FACTIBILIDAD Y USO DE SUELO   | \$1,079.08               | \$0.00                       | \$1,079.08                 | \$2,487.13          | \$2,487.13          | \$0.00                 | 230.48 %   |
| '2% SUPERVISION FISM  | \$349,499.31             | \$0.00                       | \$349,499.31               | \$0.00              | \$0.00              | \$0.00                 | 0.00 %   |
| '2% SUPERVISIÓN FISE  | \$56,469.82              | \$0.00                       | \$56,469.82                | \$5,216.59          | \$5,216.59          | \$0.00                 | 9.23 %   |



# MUNICIPIO DE TOLIMÁN QUERETARO

## Estado Analítico de Ingresos Presupuestales

Al 31/mar./2024




Fecha y 02/may./2024

hora de Impresión 02:25 p. m.

Rep: rptEstadoPresupuestoIngresos

| Fuente de Ingresos                            | Ley de Ingresos Estimada | Ampliaciones / (Reducciones) | Ley de Ingresos Modificada | Ingresos Devengados | Ingresos Recaudados | Devengado Por Recaudar | Avance de Recaudación (Recaudación / Estimación) |
|---|--------------------------|------------------------------|----------------------------|---------------------|---------------------|------------------------|--|
| '2% SUPERVISIÓN FAFEF                         | \$17,239.76              | \$0.00                       | \$17,239.76                | \$0.00              | \$0.00              | \$0.00                 | 0.00 %   |
| EXPEDICION DE CONSTANCIAS                     | \$0.00                   | \$0.00                       | \$0.00                     | \$1,849.21          | \$1,849.21          | \$0.00                 | 0.00 %   |
| AUTORIZACIÓN, REVALIDACIÓN O REGULARIZACIÓN E | \$0.00                   | \$0.00                       | \$0.00                     | \$2,600.96          | \$2,600.96          | \$0.00                 | 0.00 %   |
| POR EL SERVICIO DE ALUMBRADO PÚBLICO          | \$943,141.00             | \$0.00                       | \$943,141.00               | \$0.00              | \$0.00              | \$0.00                 | 0.00 %   |
| POR EL SERVICIO DE ALUMBRADO PUBLICO          | \$943,141.00             | \$0.00                       | \$943,141.00               | \$0.00              | \$0.00              | \$0.00                 | 0.00 %   |
| POR LOS SERVICIOS PRESTADOS POR EL REGISTRO C | \$281,027.00             | \$0.00                       | \$281,027.00               | \$128,580.56        | \$128,580.56        | \$0.00                 | 45.75 %  |
| ASENTAMIENTO ACTA NACIMIENTO                  | \$470.74                 | \$0.00                       | \$470.74                   | \$0.00              | \$0.00              | \$0.00                 | 0.00 %   |
| CELEBRACIÓN Y ACTA MATRIMONIO EN OFICIALIA    | \$8,485.64               | \$0.00                       | \$8,485.64                 | \$0.00              | \$0.00              | \$0.00                 | 0.00 %   |
| ASENTAMIENTO ACTA DIVORCIO JUDICIAL           | \$1,268.45               | \$0.00                       | \$1,268.45                 | \$1,065.55          | \$1,065.55          | \$0.00                 | 84.00 %  |
| ASENTAMIENTO ACTAS DEFUNCIÓN                  | \$1,600.11               | \$0.00                       | \$1,600.11                 | \$694.56            | \$694.56            | \$0.00                 | 43.40 %  |
| CONSTANCIA DE INEXISTENCIA                    | \$67.31                  | \$0.00                       | \$67.31                    | \$76.69             | \$76.69             | \$0.00                 | 113.93 %   |
| COPIA CERTIFICADA CUALQUIER ACTA              | \$173,489.44             | \$0.00                       | \$173,489.44               | \$83,914.42         | \$83,914.42         | \$0.00                 | 48.36 %  |
| INGRESOS DE REGISTRO CIVIL EN DELEGACIONES    | \$95,645.31              | \$0.00                       | \$95,645.31                | \$42,829.34         | \$42,829.34         | \$0.00                 | 44.77 %  |
| POR LOS SERVICIOS PÚBLICOS MUNICIPALES        | \$31,289.00              | \$0.00                       | \$31,289.00                | \$2,335.40          | \$2,335.40          | \$0.00                 | 7.46 %   |
| POR EL SERVICIO DE ACARREO DE AGUA            | \$25,011.17              | \$0.00                       | \$25,011.17                | \$2,335.40          | \$2,335.40          | \$0.00                 | 9.33 %   |
| DESASOLVE DE FOSAS SEPTICAS                   | \$2,800.84               | \$0.00                       | \$2,800.84                 | \$0.00              | \$0.00              | \$0.00                 | 0.00 %   |
| ESTERILIZACION DE ANIMALES                    | \$3,476.99               | \$0.00                       | \$3,476.99                 | \$0.00              | \$0.00              | \$0.00                 | 0.00 %   |
| POR LOS SERVICIOS PRESTADOS POR PANTEONES ML  | \$57,335.00              | \$0.00                       | \$57,335.00                | \$29,894.48         | \$29,894.48         | \$0.00                 | 52.14 %  |
| PERMISO CREMACION Y TRASLADO CADAVERES        | \$54,447.85              | \$0.00                       | \$54,447.85                | \$29,894.48         | \$29,894.48         | \$0.00                 | 54.90 %  |
| PERMISO REMODELACIÓN DE TUMBAS                | \$2,887.15               | \$0.00                       | \$2,887.15                 | \$0.00              | \$0.00              | \$0.00                 | 0.00 %   |
| POR LOS SERVICIOS PRESTADOS POR EL RASTRO MUI | \$257,345.00             | \$0.00                       | \$257,345.00               | \$121,472.00        | \$121,472.00        | \$0.00                 | 47.20 %  |
| POR SACRIFICIO Y PROCESAMIENTO                | \$257,345.00             | \$0.00                       | \$257,345.00               | \$121,472.00        | \$121,472.00        | \$0.00                 | 47.20 %  |
| POR LOS SERVICIOS PRESTADOS EN MERCADOS MUNI  | \$79,585.00              | \$0.00                       | \$79,585.00                | \$22,826.56         | \$22,826.56         | \$0.00                 | 28.68 %  |
| USO DE LOCALES EN MERCADO MUNICIPAL           | \$44,199.27              | \$0.00                       | \$44,199.27                | \$19,500.00         | \$19,500.00         | \$0.00                 | 44.11 %  |
| SERVICIOS SANITARIOS                          | \$35,385.73              | \$0.00                       | \$35,385.73                | \$3,326.56          | \$3,326.56          | \$0.00                 | 9.40 %   |
| POR LOS SERVICIOS PRESTADOS POR LA SECRETARÍA | \$58,766.00              | \$0.00                       | \$58,766.00                | \$31,691.20         | \$31,691.20         | \$0.00                 | 53.92 %  |
| EXPEDICIÓN CONSTANCIA RESIDENCIA              | \$58,766.00              | \$0.00                       | \$58,766.00                | \$31,691.20         | \$31,691.20         | \$0.00                 | 53.92 %  |
| POR EL SERVICIO DE REGISTRO DE FIERROS QUEMAD | \$3,656.00               | \$0.00                       | \$3,656.00                 | \$2,395.02          | \$2,395.02          | \$0.00                 | 65.50 %  |
| REGISTRO Y RENOVACIÓN FIERROS QUEMADORES      | \$3,656.00               | \$0.00                       | \$3,656.00                 | \$2,395.02          | \$2,395.02          | \$0.00                 | 65.50 %  |
| POR LOS SERVICIOS PRESTADOS POR OTRAS AUTORI  | \$184,058.00             | \$0.00                       | \$184,058.00               | \$85,784.87         | \$85,784.87         | \$0.00                 | 46.60 %  |
| PADRÓN DE PROVEEDORES                         | \$72,596.60              | \$0.00                       | \$72,596.60                | \$64,819.53         | \$64,819.53         | \$0.00                 | 89.28 %  |
| BASES DE LICITACIÓN                           | \$99,087.14              | \$0.00                       | \$99,087.14                | \$0.00              | \$0.00              | \$0.00                 | 0.00 %   |
| DICTAMENES DE PROTECCIÓN CIVIL                | \$9,215.25               | \$0.00                       | \$9,215.25                 | \$16,607.34         | \$16,607.34         | \$0.00                 | 180.21 %   |



# MUNICIPIO DE TOLIMÁN QUERETARO

## Estado Analítico de Ingresos Presupuestales

Al 31/mar./2024




Fecha y 02/may./2024

hora de Impresión 02:25 p. m.

Rep: rptEstadoPresupuestoIngresos

| Fuente de Ingresos |   | Ley de Ingresos Estimada | Ampliaciones / (Reducciones) | Ley de Ingresos Modificada | Ingresos Devengados | Ingresos Recaudados | Devengado Por Recaudar | Avance de Recaudación (Recaudación / Estimación) |
|--------------------|---|--------------------------|------------------------------|----------------------------|---------------------|---------------------|------------------------|--|
|                    | GUIA DE TRASLADO PECUARIO                               | \$1,362.55               | \$0.00                       | \$1,362.55                 | \$3,000.00          | \$3,000.00          | \$0.00                 | 220.17 %   |
|                    | DIVERSOS TALLERES                                       | \$1,796.46               | \$0.00                       | \$1,796.46                 | \$0.00              | \$0.00              | \$0.00                 | 0.00 %   |
|                    | TALA O PODA DE ARBOLES                                  | \$0.00                   | \$0.00                       | \$0.00                     | \$1,358.00          | \$1,358.00          | \$0.00                 | 0.00 %   |
| <b>51</b>          | <b>Productos</b>  | \$150,000.00             | \$0.00                       | \$150,000.00               | \$0.00              | \$0.00              | \$0.00                 | 0.00 %   |
| <b>51-01</b>       | <b>PRODUCTOS</b>  | \$150,000.00             | \$0.00                       | \$150,000.00               | \$0.00              | \$0.00              | \$0.00                 | 0.00 %   |
|                    | PRODUCTOS   | \$150,000.00             | \$0.00                       | \$150,000.00               | \$0.00              | \$0.00              | \$0.00                 | 0.00 %   |
|                    | PRODUCTOS FINANCIEROS PARTICIPACIONES                   | \$150,000.00             | \$0.00                       | \$150,000.00               | \$0.00              | \$0.00              | \$0.00                 | 0.00 %   |
| <b>61</b>          | <b>Aprovechamientos</b>                                 | \$193,470.00             | \$0.00                       | \$193,470.00               | \$251,377.35        | \$251,377.35        | \$0.00                 | 129.93 %   |
| <b>61-02</b>       | <b>MULTAS</b>   | \$193,470.00             | \$0.00                       | \$193,470.00               | \$251,377.35        | \$251,377.35        | \$0.00                 | 129.93 %   |
|                    | MULTAS  | \$193,470.00             | \$0.00                       | \$193,470.00               | \$251,377.35        | \$251,377.35        | \$0.00                 | 129.93 %   |
|                    | MULTAS ADMINISTRATIVAS                                  | \$193,470.00             | \$0.00                       | \$193,470.00               | \$70,038.57         | \$70,038.57         | \$0.00                 | 36.20 %  |
|                    | SANCIONES ADMINISTRATIVAS                               | \$0.00                   | \$0.00                       | \$0.00                     | \$181,338.78        | \$181,338.78        | \$0.00                 | 0.00 %   |
| <b>79</b>          | <b>Otros Ingresos</b>                                   | \$0.00                   | \$0.00                       | \$0.00                     | \$26,811.76         | \$26,811.76         | \$0.00                 | 0.00 %   |
| <b>79-01</b>       | <b>INTERESES GANADOS DE TÍTULOS, VALORES Y DEMÁS II</b> | \$0.00                   | \$0.00                       | \$0.00                     | \$26,811.76         | \$26,811.76         | \$0.00                 | 0.00 %   |
|                    | INTERESES GANADOS DE TÍTULOS, VALORES Y DEMÁS           | \$0.00                   | \$0.00                       | \$0.00                     | \$26,811.76         | \$26,811.76         | \$0.00                 | 0.00 %   |
|                    | INTERESES BANCARIOS INGRESOS PROPIOS                    | \$0.00                   | \$0.00                       | \$0.00                     | \$165.18            | \$165.18            | \$0.00                 | 0.00 %   |
|                    | INTERESES BANCARIOS PARTICIPACIONES FEDERAL             | \$0.00                   | \$0.00                       | \$0.00                     | \$511.71            | \$511.71            | \$0.00                 | 0.00 %   |
|                    | INTERESES BANCARIOS FEIEF                               | \$0.00                   | \$0.00                       | \$0.00                     | -\$0.16             | -\$0.16             | \$0.00                 | 0.00 %   |
|                    | INTERESES BANCARIOS FISM                                | \$0.00                   | \$0.00                       | \$0.00                     | \$24,509.24         | \$24,509.24         | \$0.00                 | 0.00 %   |
|                    | INTERESES BANCARIOS FORTAMUN                            | \$0.00                   | \$0.00                       | \$0.00                     | \$1,613.39          | \$1,613.39          | \$0.00                 | 0.00 %   |
|                    | INTERESES BANCARIOS FAFEF                               | \$0.00                   | \$0.00                       | \$0.00                     | \$0.16              | \$0.16              | \$0.00                 | 0.00 %   |
|                    | INTERESES BANCARIOS SEDEA                               | \$0.00                   | \$0.00                       | \$0.00                     | \$12.24             | \$12.24             | \$0.00                 | 0.00 %   |
| <b>81</b>          | <b>Participaciones</b>                                  | \$157,318,000.00         | \$0.00                       | \$157,318,000.00           | \$45,195,900.28     | \$45,195,900.28     | \$0.00                 | 28.72 %  |
|                    | FONDO GENERAL DE PARTICIPACIONES                        | \$102,036,058.00         | \$0.00                       | \$102,036,058.00           | \$29,907,649.00     | \$29,907,649.00     | \$0.00                 | 29.31 %  |
|                    | FONDO GENERAL   | \$102,036,058.00         | \$0.00                       | \$102,036,058.00           | \$29,907,649.00     | \$29,907,649.00     | \$0.00                 | 29.31 %  |
|                    | FONDO DE FOMENTO MUNICIPAL                              | \$32,440,877.00          | \$0.00                       | \$32,440,877.00            | \$8,767,404.28      | \$8,767,404.28      | \$0.00                 | 27.02 %  |
|                    | FONDO DE FOMENTO MUNICIPAL                              | \$32,440,877.00          | \$0.00                       | \$32,440,877.00            | \$8,767,404.28      | \$8,767,404.28      | \$0.00                 | 27.02 %  |
|                    | FONDO DE FISCALIZACION Y RECAUDACION                    | \$8,160,552.00           | \$0.00                       | \$8,160,552.00             | \$2,625,854.00      | \$2,625,854.00      | \$0.00                 | 32.17 %  |
|                    | FONDO DE FISCALIZACION Y RECAUDACION                    | \$8,160,552.00           | \$0.00                       | \$8,160,552.00             | \$2,625,854.00      | \$2,625,854.00      | \$0.00                 | 32.17 %  |
|                    | IMPUESTO ESPECIAL SOBRE PRODUCCION Y SERVICIO           | \$2,556,814.00           | \$0.00                       | \$2,556,814.00             | \$751,149.00        | \$751,149.00        | \$0.00                 | 29.37 %  |
|                    | IEPS  | \$2,556,814.00           | \$0.00                       | \$2,556,814.00             | \$751,149.00        | \$751,149.00        | \$0.00                 | 29.37 %  |
|                    | GASOLINAS Y DIESEL                                      | \$763,284.00             | \$0.00                       | \$763,284.00               | \$214,002.00        | \$214,002.00        | \$0.00                 | 28.03 %  |
|                    | GASOLINAS Y DIESEL                                      | \$763,284.00             | \$0.00                       | \$763,284.00               | \$214,002.00        | \$214,002.00        | \$0.00                 | 28.03 %  |



# MUNICIPIO DE TOLIMÁN QUERETARO

## Estado Analítico de Ingresos Presupuestales

Al 31/mar./2024



Fecha y 02/may./2024

hora de Impresión 02:25 p. m.

Rep: rptEstadoPresupuestoIngresos

| Fuente de Ingresos                                       | Ley de Ingresos Estimada | Ampliaciones / (Reducciones) | Ley de Ingresos Modificada | Ingresos Devengados    | Ingresos Recaudados    | Devengado Por Recaudar | Avance de Recaudación (Recaudación / Estimación) |
|--|--------------------------|------------------------------|----------------------------|------------------------|------------------------|------------------------|--|
| FONDO DEL IMPUESTO SOBRE LA RENTA                        | \$11,360,415.00          | \$0.00                       | \$11,360,415.00            | \$2,929,842.00         | \$2,929,842.00         | \$0.00                 | 25.78 %  |
| FONDO DEL IMPUESTO SOBRE LA RENTA                        | \$11,360,415.00          | \$0.00                       | \$11,360,415.00            | \$2,929,842.00         | \$2,929,842.00         | \$0.00                 | 25.78 %  |
| <b>82 Aportaciones</b>                                   | \$63,692,659.00          | \$2,485,936.00               | \$66,178,595.00            | \$18,530,700.00        | \$18,530,700.00        | \$0.00                 | 28.00 %  |
| FONDO DE APORTACIONES PARA LA INFRAESTRUCTUR             | \$37,558,252.00          | \$2,162,816.00               | \$39,721,068.00            | \$11,916,318.00        | \$11,916,318.00        | \$0.00                 | 29.99 %  |
| FONDO DE APORTACIONES PARA LA INFRAESTRUCTU              | \$37,558,252.00          | \$2,162,816.00               | \$39,721,068.00            | \$11,916,318.00        | \$11,916,318.00        | \$0.00                 | 29.99 %  |
| FONDO DE APORTACIONES PARA EL FORTALECIMIENT             | \$26,134,407.00          | \$323,120.00                 | \$26,457,527.00            | \$6,614,382.00         | \$6,614,382.00         | \$0.00                 | 25.00 %  |
| FONDO DE APORTACIONES PARA EL FORTALECIMIEN              | \$26,134,407.00          | \$323,120.00                 | \$26,457,527.00            | \$6,614,382.00         | \$6,614,382.00         | \$0.00                 | 25.00 %  |
| <b>83 Convenios</b>                                      | \$0.00                   | \$0.00                       | \$0.00                     | \$211,793.41           | \$211,793.41           | \$0.00                 | 0.00 %   |
| CONVENIOS ETIQUETADOS                                    | \$0.00                   | \$0.00                       | \$0.00                     | \$211,793.41           | \$211,793.41           | \$0.00                 | 0.00 %   |
| FISE   | \$0.00                   | \$0.00                       | \$0.00                     | \$211,793.41           | \$211,793.41           | \$0.00                 | 0.00 %   |
| <b>84 Incentivos Derivados de la Colaboración Fiscal</b> | \$4,126,024.00           | \$0.00                       | \$4,126,024.00             | \$1,588,128.00         | \$1,588,128.00         | \$0.00                 | 38.49 %  |
| TENENCIA O USO DE VEHICULOS                              | \$0.00                   | \$0.00                       | \$0.00                     | \$202.00               | \$202.00               | \$0.00                 | 0.00 %   |
| TENENCIA O USO DE VEHICULOS                              | \$0.00                   | \$0.00                       | \$0.00                     | \$202.00               | \$202.00               | \$0.00                 | 0.00 %   |
| FONDO DE COMPENSACION ISAN                               | \$313,348.00             | \$0.00                       | \$313,348.00               | \$78,336.00            | \$78,336.00            | \$0.00                 | 24.99 %  |
| FONDO DE COMPENSACION ISAN                               | \$313,348.00             | \$0.00                       | \$313,348.00               | \$78,336.00            | \$78,336.00            | \$0.00                 | 24.99 %  |
| IMPUESTO SOBRE AUTOMOVILES NUEVOS                        | \$2,506,567.00           | \$0.00                       | \$2,506,567.00             | \$872,906.00           | \$872,906.00           | \$0.00                 | 34.82 %  |
| ISAN   | \$2,506,567.00           | \$0.00                       | \$2,506,567.00             | \$872,906.00           | \$872,906.00           | \$0.00                 | 34.82 %  |
| IMPUESTO POR LA VENTA DE BIENES GRAVADA POR L/           | \$443,349.00             | \$0.00                       | \$443,349.00               | \$134,762.00           | \$134,762.00           | \$0.00                 | 30.39 %  |
| IMPUESTO POR LA VENTA DE BIENES GRAVADA POR L            | \$443,349.00             | \$0.00                       | \$443,349.00               | \$134,762.00           | \$134,762.00           | \$0.00                 | 30.39 %  |
| ISR ENAJENACION DE BIENES INMUEBLES                      | \$862,760.00             | \$0.00                       | \$862,760.00               | \$501,922.00           | \$501,922.00           | \$0.00                 | 58.17 %  |
| ISR ENAJENACION DE BIENES INMUEBLES                      | \$862,760.00             | \$0.00                       | \$862,760.00               | \$501,922.00           | \$501,922.00           | \$0.00                 | 58.17 %  |
| <b>Total</b>   | <b>\$233,320,041.00</b>  | <b>\$2,485,936.00</b>        | <b>\$235,805,977.00</b>    | <b>\$70,614,427.29</b> | <b>\$70,614,427.29</b> | <b>\$0.00</b>          | <b>29.94 %</b>                                   |